

The following graphic is an example of how activity at Florida airports generates economic impacts throughout the state.

### ACME AIR IS PAID \$1 MILLION TO REPAIR AIRCRAFT

#### THE MONEY



#### HOW THE MONEY IS CIRCULATED

**\$450,000**  
DIRECT PAYROLL

Acme Air uses \$450,000 of the \$1 million to pay their workers, including wages and benefits.

**\$150,000**  
TAXES

Acme Air pays \$150,000 of the \$1 million to local, state, and federal taxes.

**\$210,000**  
SUPPLIER PURCHASES

Acme Air pays \$210,000 of the \$1 million to Florida businesses that support their operations, such as machine shops and computer stores.

**\$100,000**  
INDIRECT PAYROLL

\$100,000 of the \$210,000 is paid to workers as wages and benefits.

**\$80,000**  
GOODS/SERVICES

\$80,000 of the \$210,000 is spent on goods and services.

**\$30,000**  
BUSINESS TAXES

\$30,000 of the \$210,000 is paid to business taxes.

**\$190,000**  
LEAKAGE

Acme Air pays \$190,000 of the \$1 million to businesses located outside Florida. This money is expelled from the state economy.

**\$110,000**  
TAXES & SAVINGS

Employees from Acme Air and other in-state businesses use \$110,000 of their earnings on taxes and personal savings.

**\$330,000**  
IN STATE PURCHASES

Employees from Acme Air and other in-state businesses spend \$330,000 of their wages on goods and services at Florida businesses.

**\$80,000**  
INDUCED PAYROLL

Florida businesses pay \$80,000 of the \$330,000 to their workers as wages and benefits.

**\$200,000**  
GOODS/SERVICES

Florida businesses spend \$200,000 of the \$330,000 on goods and services.

**\$50,000**  
BUSINESS TAXES

Florida businesses pay \$50,000 of the \$330,000 to business taxes.

**\$110,000**  
LEAKAGE

\$110,000 is lost to Florida's economy through out of state purchases.

#### DIRECT PAYROLL & TAXES

**\$450,000** **\$150,000**  
DIRECT PAYROLL BUSINESS TAXES

#### SUPPLIER PURCHASES

**\$100,000** **\$30,000**  
INDIRECT PAYROLL BUSINESS TAXES

#### INCOME RE-SPENDING

**\$80,000** **\$50,000**  
INDUCED PAYROLL BUSINESS TAXES

**+ Value Added = \$860,000**

## THE ECONOMIC IMPACT OF

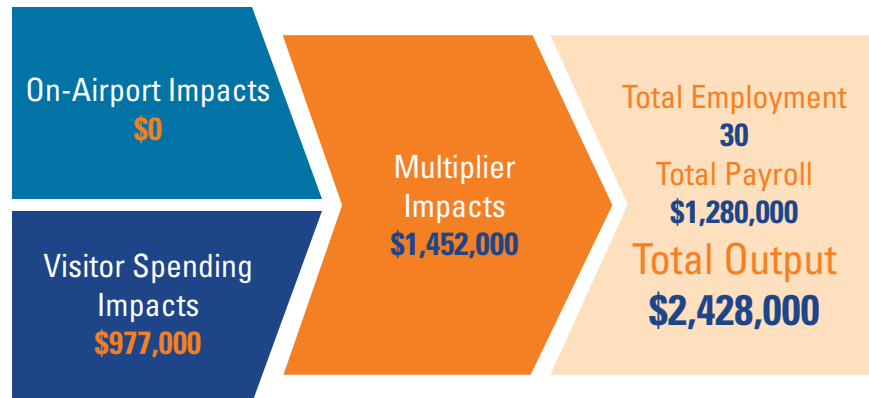
# Dade-Collier Training and Transition Airport (TNT)



## DADE-COLLIER TRAINING AND TRANSITION AIRPORT

Dade-Collier Training and Transition Airport is located in Collier County within the Florida Everglades, approximately 45 miles west of Miami. The airport has one runway that measures 10,499 feet. The airport accommodates general aviation and large commercial jet aircraft.

The airport primarily supports recreational flying, aerial firefighting, military exercises, law enforcement, and flight training. The primary purpose of the airport is to act as a training facility for pilots in the local region. The airport does not accommodate visitors nor, does it have any tenant businesses, so its economic impacts are solely associated with maintenance and upkeep.



Source: *The Economic Impact of Miami International Airport and the General Aviation Airports within the Miami-Dade Airport System*. Martin and Associates. February 3, 2017.


Previous versions of this Study used different terminology to communicate results. The following terms were updated: Direct Impacts changed to On-Airport Impacts and Indirect Impacts changed to Visitor Spending Impacts.

## Florida's Statewide Benefits From Aviation

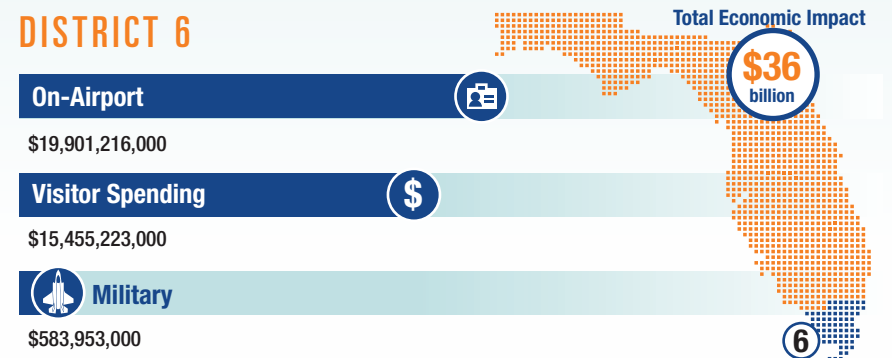
Florida realizes significant economic benefits from aviation. The Florida Department of Transportation completed a comprehensive economic impact analysis to measure these benefits. Benefits measured in the FDOT study considered on-airport impacts, visitor spending impacts, and multiplier impacts.

Florida's 129 public-use airports (including 20 commercial service facilities) are a major economic engine of the State's economy. The aviation system keeps Florida connected to the global marketplace while simultaneously driving local economies. Florida's airports provide space and infrastructure for important activities such as manufacturing, logistics, tourism, and emergency response. Below is a summary of the total statewide economic impact as well as the impact of District 6.

### STATEWIDE



### DISTRICT 6



For more information regarding the results and methodology of this economic impact study, please visit <https://www.fdot.gov/aviation/economicimpact.shtm>